

# TPM Overview

## Cross Agency Asset Management Forum

November 2023

Michael B Johnson, PE  
State Asset Management Engineer  
Caltrans, HQ Office of Asset Management



# Transportation Performance Management (TPM)

## Transportation Performance Management



Establishes national performance measures and target setting requirements (23 USC 119a)

## Performance Based Planning and Programming

A State asset management plan shall include strategies leading to a program of projects that would make progress toward achievement of the State targets (23USC119(e)(2))

## Asset Management

A State shall develop a risk-based asset management plan ... to improve assets and the performance of the system. (23USC119(e)(1))



# Transportation Asset Management Expert Task Group:

“The combined effect of the performance, planning, and asset management regulations is to link performance targets to long-term objectives and then to cascade the targets through asset management strategies and the program of projects.”



# The National Performance Measures

## Performance Management Rule #1 – Safety (PM1)

### Federal Safety Measures:

1. Number of Fatalities
2. Fatalities per 100 million vehicle miles traveled (VMT)
3. Number of serious injuries
4. Rate of serious injuries (per 100 million VMT)
5. Number of non-motorized fatalities and number of non-motorized serious injuries combined

# The National Performance Measures

## Performance Management Rule #2 – Infrastructure Condition (PM2)

### Measures:

1. Interstate Pavement in good condition
2. Interstate Pavement in poor condition
3. Non-Interstate National Highway System (NHS) Pavement in good condition
4. Non-Interstate National Highway System (NHS) Pavement in poor condition
5. National Highway System (NHS) bridges in good condition
6. National Highway System (NHS) bridges in poor condition

# The National Performance Measures

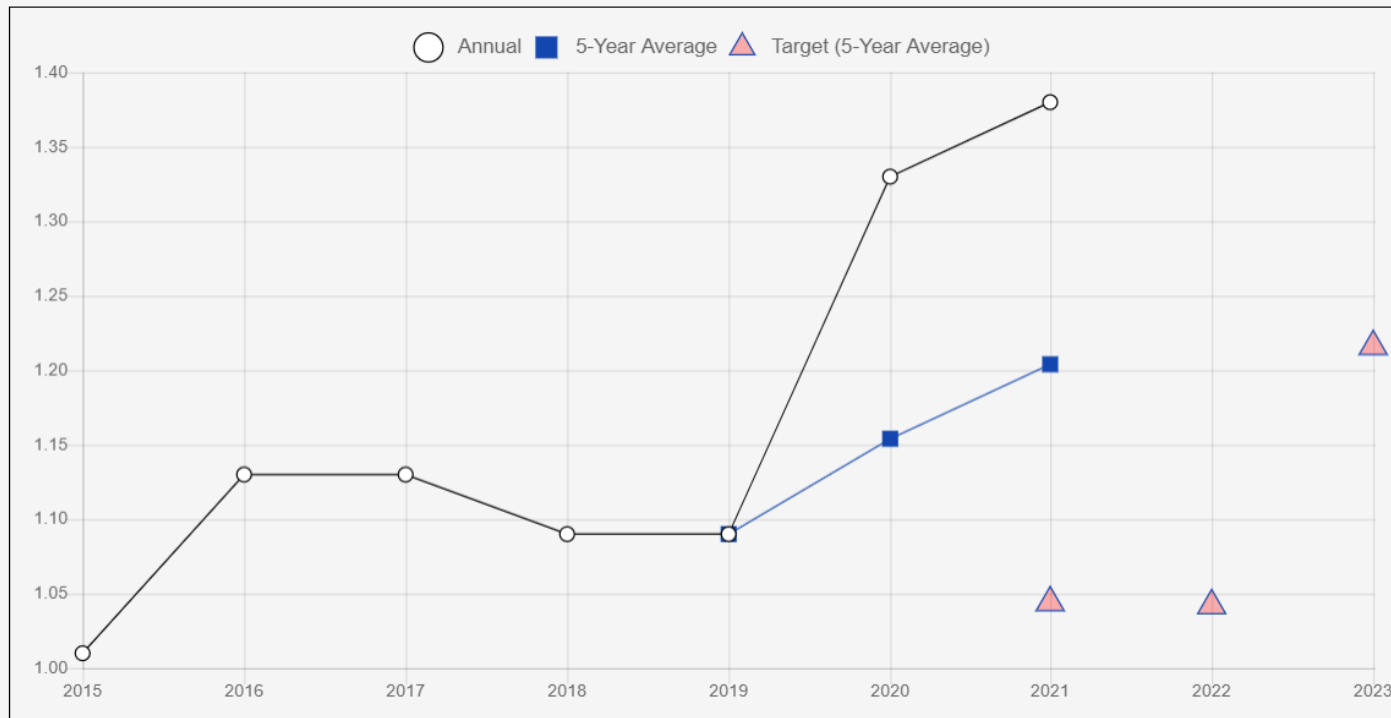
## Performance Management Rule #3 – System Performance (PM3)

### System Performance Measures:

1. Interstate Highway Reliable Person-Miles Traveled
2. Non-Interstate National Highway System (NHS) Reliable Person-Miles Traveled
3. Freight Reliability Measure: Truck Travel Time Reliability (TTR) Index
4. Congestion, Mitigation and Air Quality (CMAQ) Traffic Congestion: Annual Hours of Peak Hour Excessive Delay Per Capita
5. CMAQ Traffic Congestion: Percent of Non-Single Occupancy Vehicle (SOV) travel
6. CMAQ On-Road Mobile Source Emissions: Total Emission Reductions

# CA. Current Performance Management Results

▲ Fatality Rate (per 100 million VMT)



Fatality Rate (per 100 million VMT)	2015	2016	2017	2018	2019	2020	2021	2022	2023
Annual	1.01	1.13	1.13	1.09	1.09	1.33	1.38		
5-Year Average					1.090	1.154	1.204		
Target (5-Year Average)							1.044	1.042	1.216

# CA. Current Performance Management Results

---