

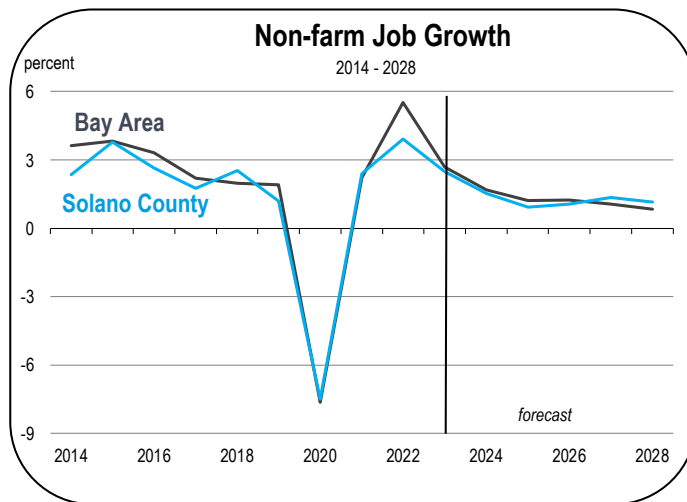
Solano County Economic Forecast

Forecast Summary

- In 2022 Solano County added 5,350 wage and salary jobs representing a 3.9 percent increase over the previous year. Employment gains were largest in leisure services and healthcare.
- Employment gains in 2023 will again be largest in leisure services and healthcare. New jobs in these sectors will account for 70 percent of the 3,330 new jobs projected for 2023.
- The unemployment rate averaged 4.2 percent in 2022. It is forecast to average 4.7 percent in 2023, and 4.4 percent per year over the forecast period.
- The largest tourist attractions in the county are the Discovery Kingdom Amusement Park and the Jelly Belly factory in Fairfield.
- The Solano County population is expected to grow on average 0.34 percent annually between 2024-2028. This growth will be faster than any other Bay Area county over the forecast period.
- Relative to the last five years, housing production is forecast to rise by 36 percent over the next five years.
- Home prices rose 7.7 percent in 2022. The median price for 2023 will decrease 7.0 percent. The average annual rate of median home appreciation will be 3.5 percent over the forecast period.

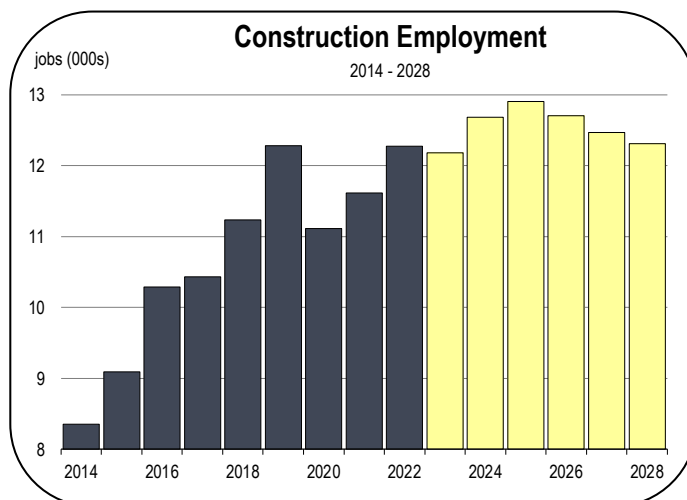
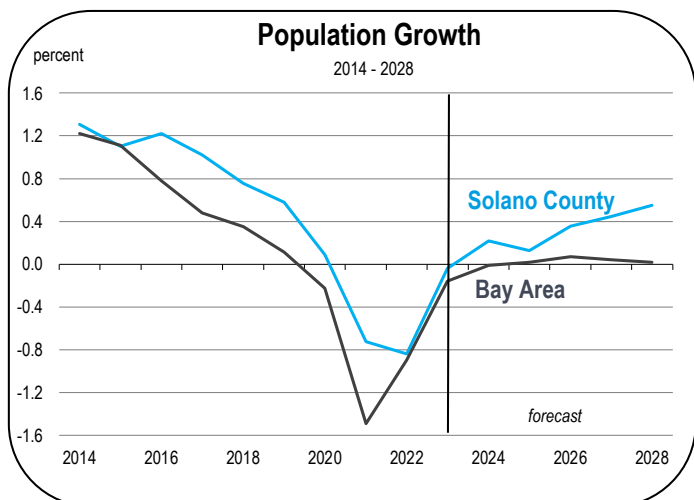
Job Growth

- Total employment in Solano County expanded by 3.9 percent in 2022, and 2.4 percent in 2023. The two years combined will result in 8,700 new jobs in the county.
- Between 2024 and 2028, job growth will average 1.2 percent per year resulting in 8,800 jobs.

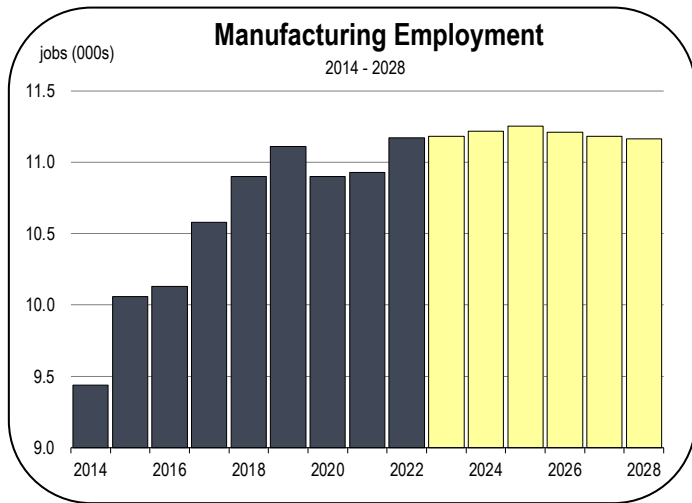


Construction Employment

- The construction industry added 660 jobs during 2022 but is on pace to contract by 100 jobs in 2023.
- However, the county is not without a full pipeline of new development projects. Construction employment is expected to return to pre-recession levels in 2024 when the sector is expected to add up to 500 jobs.
- The level of new housing production and non-residential construction activity will require a modest expansion of the construction workforce over the next five years. The average annual employment growth rate will be 3 percent in 2024-2025 which translates to 700 new jobs.
- Currently the construction workforce is fully employed, construction firms are struggling to hire additional workers, and without evidence of an expanding labor force, there is risk that the near-term forecast will not be realized.



Solano County Economic Forecast

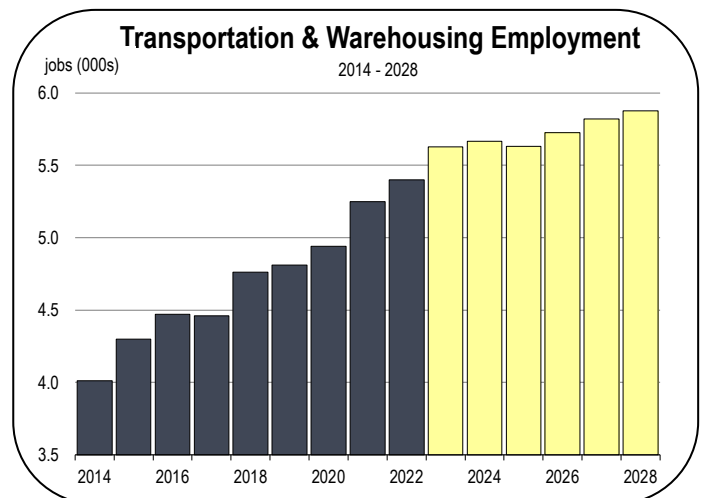


Manufacturing Employment

- Solano County also has a number of pharmaceutical manufacturing jobs, primarily at Genentech, Janssen Pharmaceuticals, Novartis Vaccines, and MuriGenics.
- Genentech in Vacaville has 800 employees. However, the company announced in June 2023 they are looking for a buyer for the 427,000 square foot facility. The drug manufacturing operation is easily the largest in the County.
- Solano County has a high concentration of employment in food manufacturing, anchored by the Jelly Belly Factory, Guittard Chocolate, Valley Fine Foods, and the Anheuser-Busch brewery with 450 workers.



Jelly Belly Factory, Fairfield



- The Jelly Belly Factory tour costs \$7 for adults and \$3 for children. It is a quarter-mile long and is self guided. Visitors can shop at the Candy store, taste jelly beans, and sample chocolate and wine while visiting the factory. The Jelly Belly Museum and Factory Tour are open 9 to 4 daily.
- The Jelly Belly factory has an estimated 800 employees worldwide and 500 at the headquarters in Fairfield. The factory not only produces Jelly Belly products, it contributes to Solano County's tourism activity by attracting more than eight million visitors to the region since the factory was established in the 1980s.
- Jelly Belly was sold to Ferrara Candy Company in October 2023. It is unknown how the Fairfield operation will be affected.
- Manufacturing employment increased 2.2 percent in 2022 over the previous year with the addition of 240 jobs. The employment level will increase by 100 to 200 jobs in 2023.

Transportation and Warehousing Employment

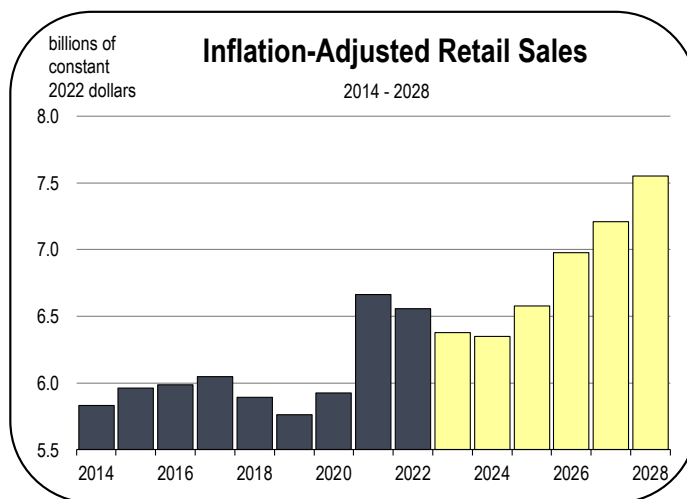
- Most transportation jobs in Solano County are in trucking and warehousing, where firms deliver goods to and from the Port of Oakland, and store these goods in logistics facilities.
- Employment in the transportation and warehousing industry grew 2.9 percent in 2022 with the addition of 150 jobs. The sector is on pace in 2023 to grow 4.2 percent with 225 more jobs as plans for future warehouse space continue to broaden. Moderate annual average growth of 0.9 percent is expected between 2024-2028.
- Solano and Napa counties have been leading all North Bay Counties in the construction of big warehouses. Leases for the space are often signed before buildings are completed, according to The North Bay Business Journal, June 2023. There are approximately two million square feet in projects underway, mostly started in Solano County over the past two years.

Solano County Economic Forecast

- All of the aforementioned space is for warehousing and distribution. According to Cushman and Wakefield, there is the potential for 5 million square feet of industrial warehouse space to be built on a speculative basis in Fairfield and Vacaville alone.
- The Fairfield Industrial Center (339,000 SF) will be developed by Trammel Crow, breaking ground in 2023.
- Colliers estimates the industrial vacancy rate at between 2 and 3 percent for the Solano-Napa market in 2022.

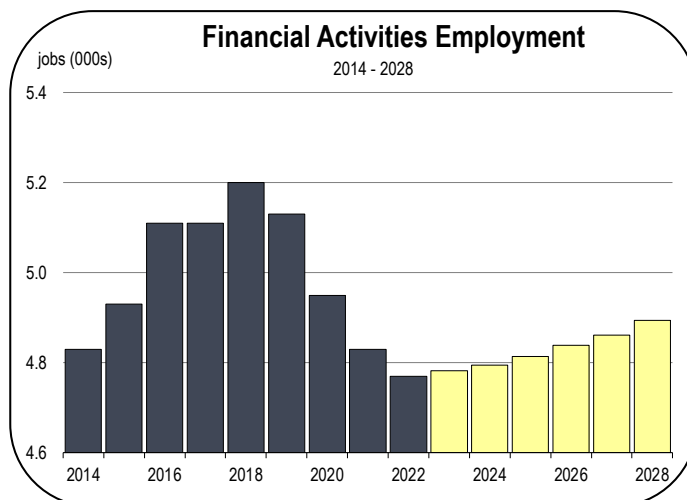
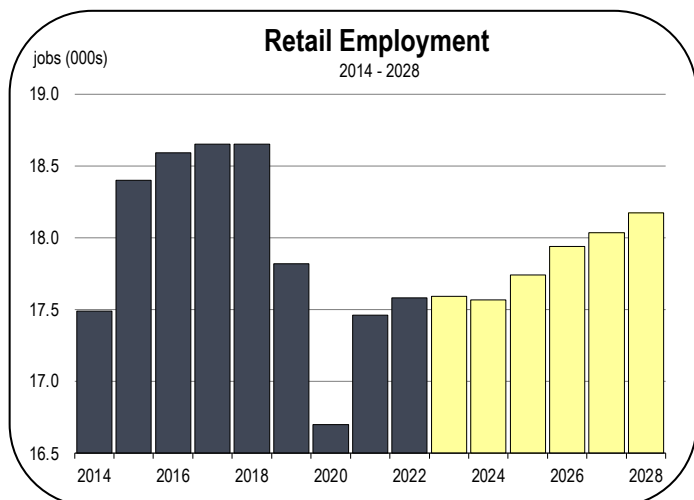
Retail Trade Employment

- The most prominent retail fixture in Solano County is the Vacaville Premium Outlets, which has 87 clothing and accessory stores, 2 restaurants, and a recreation venue.
- Employment in retail trade grew by 0.7 percent in 2022, an addition of 120 jobs. Another 400 jobs are expected to be added in 2023.
- A full rebound of employment from the 2020 recession is not expected. In tandem with the rest of the state, retail employment is challenged by automation and the widespread transition to online shopping is reducing the need for staffed brick-and-mortar shops and stores. As such employment growth will be flat in 2023-24.
- The addition of fulfillment centers and warehouse distribution facilities has caused online retail sales and their associated sales taxes to be reallocated to Solano County, generating a sales tax surge in the County.
- The forecast has retail employment recovering 600 jobs in 2025-2028. The Vacaville Outlets employed more than 1,000 workers in 2019 and due to its popularity in the extended region, could return to similar staffing levels over the forecast period.

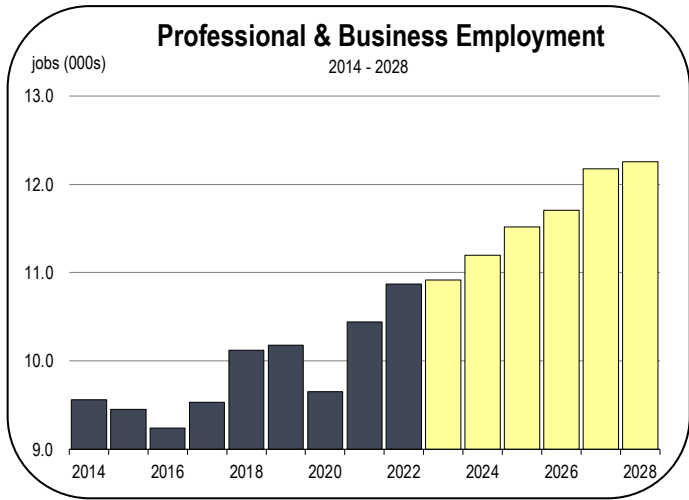


Financial Activities Employment

- The Solano County financial activities sector is primarily comprised of real estate agencies, insurance firms, and banks.
- In 2022 the sector lost 60 jobs representing a 1.2 percent decrease in employment. Financial activities employment is on pace to grow 0.2 percent in 2023 which translates to 12 new jobs. Growth over the forecast period will be more vibrant, however, with average annual growth of 0.5 percent and 110 new jobs expected.
- Over the forecast, most of the anticipated growth will be in the real estate subsector as banks and insurance firms have moved toward automating much of their function.



Solano County Economic Forecast

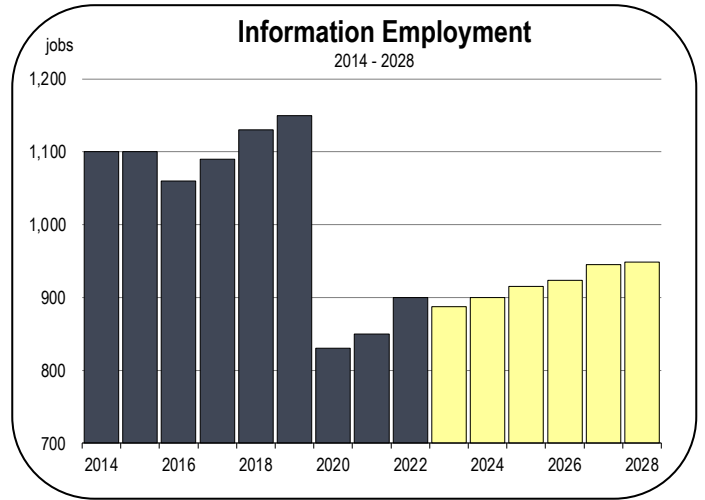
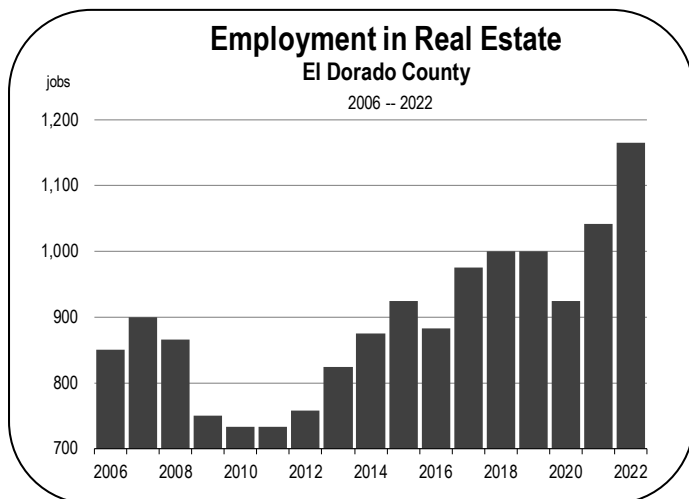


Professional and Business Services Employment

- The professional and business services industry grew by 4.1 percent in 2022, an addition of 430 jobs. The industry will remain stable in 2023.
- Employment gains have now been largest in the professional and technical consulting subsector. Since 2020, this subsector has created more than 600 jobs.
- Average annual growth of 2.3 percent is anticipated over the forecast period resulting in 1,350 new jobs through 2028.

Information Employment

- In Solano County, the information sector is largely comprised of movie theaters, telecommunications companies like Comcast, and subscription newspapers.
- Information employment grew by 5.9 percent in 2022 resulting in 50 new jobs. Job consolidation is occurring in 2023 with expected negative growth of 1.4 percent. This translates to a mere 15 jobs. Moderate average annual growth of 1.3 percent and 60 new jobs is forecast over the 2023 to 2028 period.

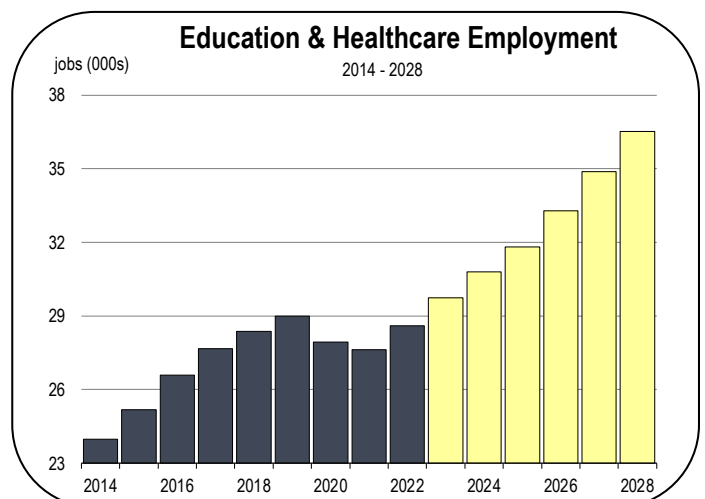


Private Education and Healthcare Employment

- Healthcare accounts for 93 percent of all jobs in the broader private education/healthcare sector.
- Medical centers and hospitals are among the largest employers in the County

Company	City	Employees
Kaiser Permanente	Vacaville, Vallejo	1,800
NorthBay Health	Vacaville, Fairfield	2,832
Sutter Health	Vacaville, Fairfield, Vallejo	2,686
Paradise Valley Estates	Fairfield	400

- Healthcare employment grew 3.5 percent over the previous year with 1,000 new jobs in 2022. The sector is on pace to add another 1,130 new jobs in 2023 representing 4.0 percent growth.
- In 2023, 18 percent of the population is 65 years old and older. Healthcare will generate the largest number of new jobs over the next five years than any other labor market sector in the County. 6,800 new jobs are forecast from 2024-2028 representing average annual employment growth of 4.2 percent.



Solano County Economic Forecast

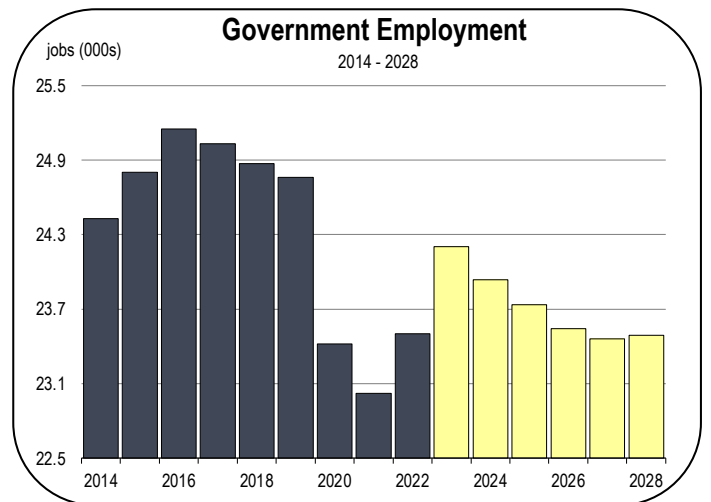
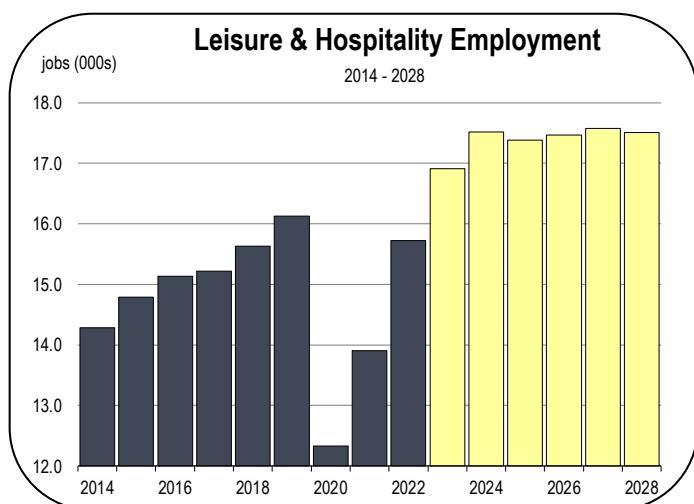
Leisure and Hospitality Employment

- Leisure and hospitality employment levels experienced the greatest increase in 2022 out of all labor market sectors in the county with 1,800 new jobs. These job gains increased the employment level 13.1 percent.
- Employment in this sector is on pace to add 1,100 more jobs in 2023, an increase of 6.9 percent. 600 more jobs are expected in 2024 before employment growth cools over the remainder of the forecast period.
- Restaurant employment accounts for 77 percent of all workers in this broad sector.
- This industry also includes hotels, bars, catering, amusement, and fitness centers. The largest leisure and hospitality employer with over 1,000 workers is Six Flags Discovery Kingdom in Vallejo.



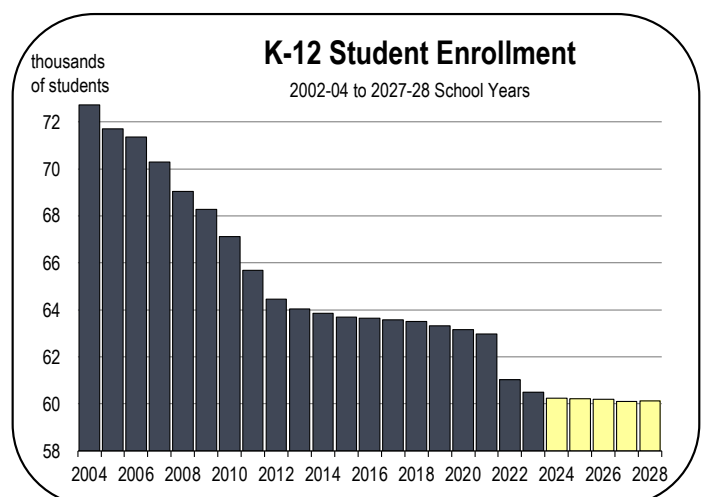
Six Flags Discovery Kingdom, Vallejo

- The rebranding of Marine World to Discovery Kingdom occurred in 2007. The Park has 45 rides including 10 roller coasters, two of them called Batman and The Joker, and 3 water rides, including The Penguin.

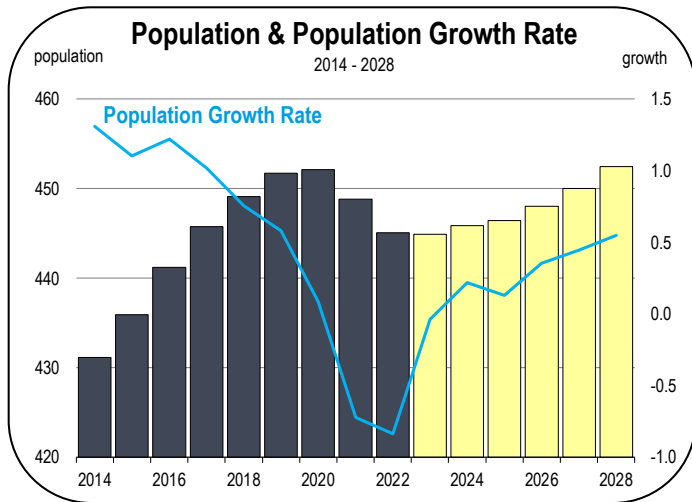


Government Employment

- State and local government agencies gained 700 jobs during 2022 representing job growth of 3.6 percent. However, federal government jobs declined by 250.
- Total public sector employment is expected to increase in 2023 with 600 new jobs, most of them occurring in local education.
- Public schools employ more workers than any other public sub-sector in Solano County. Declining K-12 enrollment forecast to 2028 will contribute to the contraction in public sector employment, resulting in a reduction of 700 jobs between 2024-2028.
- Behind healthcare, public sector employment is the largest labor market in the county, and local government accounts for 76 percent of state and local sector employment.
- Travis AFB is the largest employer of both public and private workers. In 2023, this accommodates approximately 7,260 active military personnel, 4,250 Air Force Reserve personnel and 3,770 civilians.

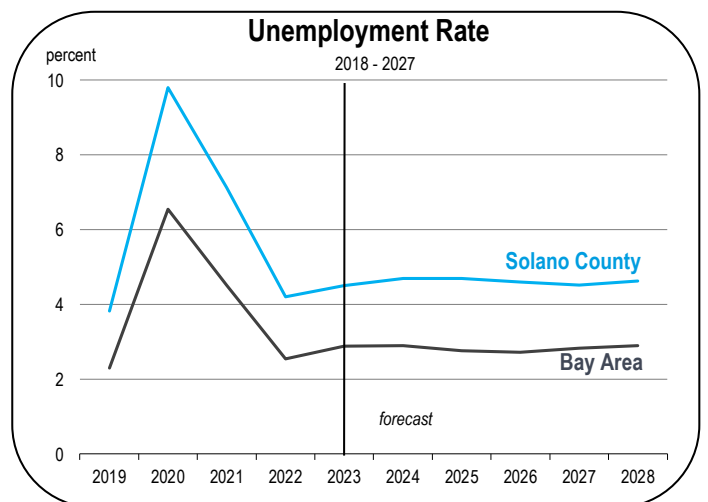
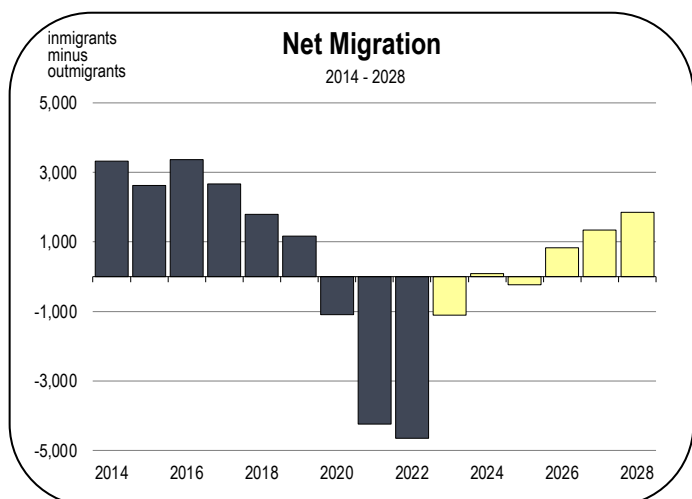


Solano County Economic Forecast



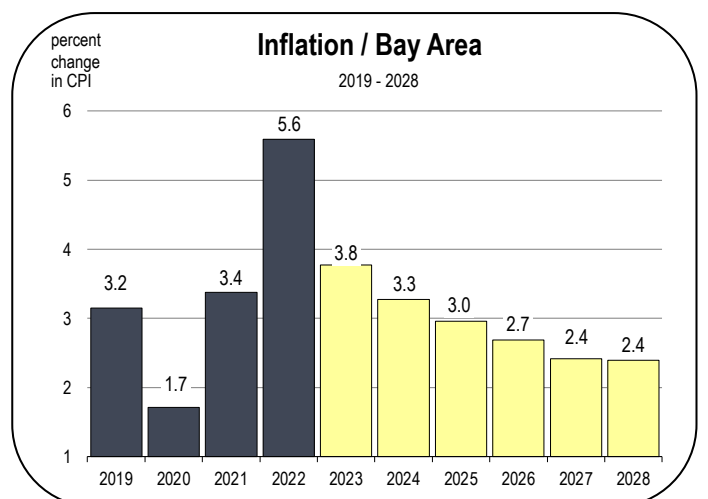
Population Growth

- The Solano County population is expected to expand at an average annual rate of 0.3 to 0.4 percent between 2024 and 2028.
- In 2022 all nine Bay Area counties experienced a decline in population. Solano County's population declined 0.8 percent with the loss of 3,700 residents. Net out-migration resulted in the loss of 4,650 residents which was only partially offset by natural population growth of 950 people.
- Continued negative net in-migration to a smaller extent is expected in 2023. Almost all the migration away from the county will be offset by natural population growth resulting in the county population declining by less than 200 residents.
- The forecast, however, calls for net in-migration to turn positive over the forecast period, as residents relocate from San Francisco and the East Bay for more available and affordable housing options in Solano County. The population is forecast to expand by 7,600 new residents over the forecast period.
- Solano County will generate the highest population growth rate than any other Bay Area County.

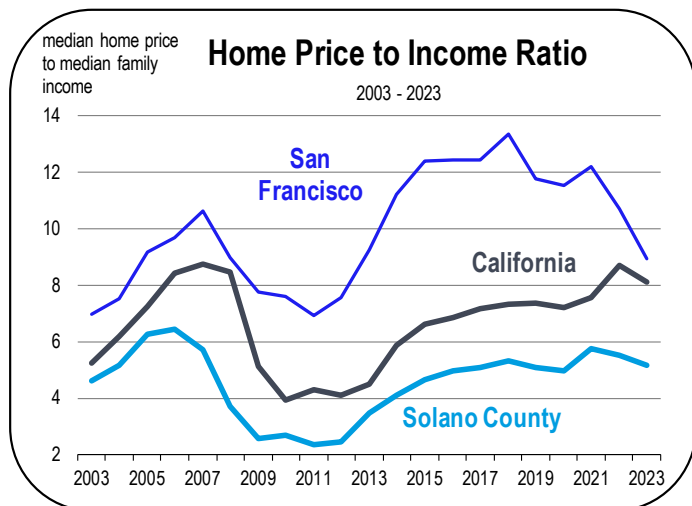
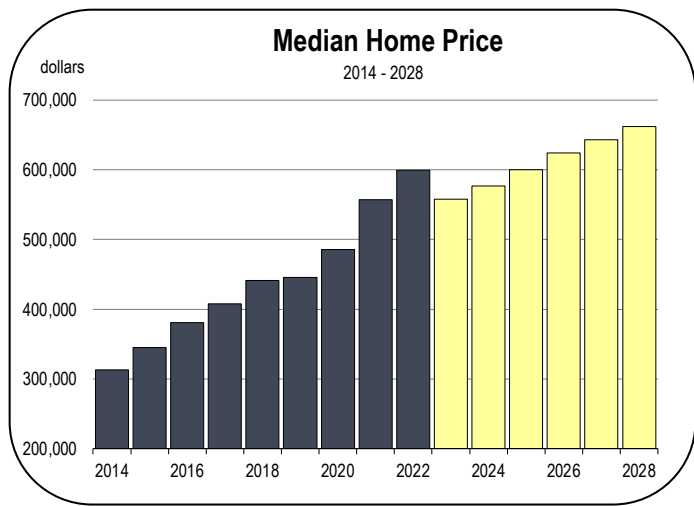


Unemployment and Inflation Rates

- The unemployment rate in Solano County averaged 4.2 percent in 2022.
- An unemployment rate below 5.0 percent signifies a fully employed workforce in Solano County.
- The unemployment rate is expected to average 4.5 percent in 2023 and 4.7 percent in 2024. The average annual unemployment rate over the forecast period will be 4.6 percent.
- Inflation soared to 5.6 percent in 2022. This was lower than the 7.9 percent inflation rate that most of California was burdened with. Bay Area inflation rates were more subdued due to housing cost reductions. Bay Area inflation will decelerate in 2023 to 3.8 percent due largely to declining energy costs, the restoration of supply chains, and stagnant housing costs.
- Ultimately, inflation reduces the purchasing power of households and negatively impacts consumer confidence, limiting the growth potential of the economy in 2023.



Solano County Economic Forecast

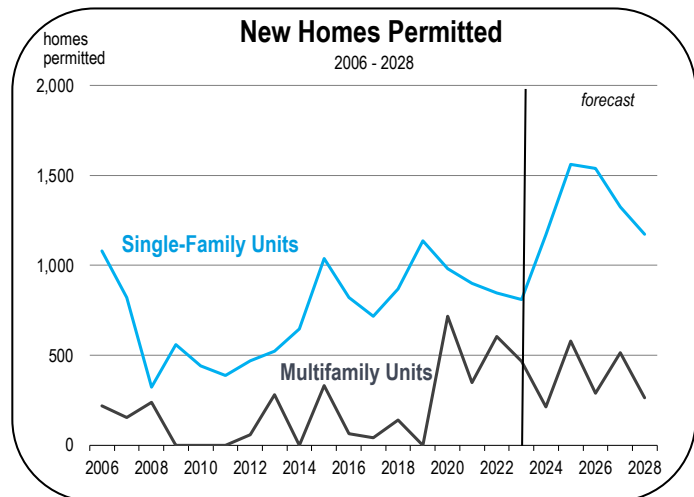


- The rate is forecast to continuously decelerate over the forecast period as the labor force is restored, interest rates subside, and wage inflation is contained.
- A risk to the forecast is whether Congressional spending will subside. During 2021 and 2022, this was a principal contributor to the surge of inflation nation-wide.
- Another risk is whether the economic slowdown will moderate the demand for labor, leading to lower wage inflation.
- Average general inflation rates eventually decline to 3 percent again by 2024.

- During 2023, the median price will decline 5 to 7 percent, to \$575,000
- In Solano County, the typical household spends less than 30 percent of its income on mortgage payments or rent. In San Francisco the typical household spends 50 percent of income on housing costs.
- From 2017 to 2022, an average of 1,200 new residential units were started per year in Solano County. 75 percent were single family homes.
- Housing production is expected to average 1,650 residential units per year from 2023 to 2028, 76 percent being single family homes.

Home Prices and New Housing Production

- In 2022 the median home price in Solano County was \$599,600, 7.7 percent above the 2021 value. This cost for housing is half of the cost in the East Bay Counties of Alameda and Contra Costa, and a third of the cost in San Francisco.



New Development in Solano County

The principal cities in the county include Vacaville, Vallejo, and Fairfield. There are a number of projects currently active in each city.

Fairfield

Villages at Fairfield remains the biggest development project underway in Solano County. The project covers 440-acres in the northeast portion of Fairfield. The project is planned for 1,830 residential units and a commercial center. The project will be separated into four distinct villages, and will include new construction of an elementary school by FSUSH.

Villages at Fairfield will also include 12 acres of community space, 124 acres of open space, 21 acres of public facility property, and 14 acres of parkland.

Solano County Economic Forecast



Rendering of Fairfield

Villages I, II, and IV are currently under construction. Village III has been approved. Homes are already up for sale. Laurel Creek Plaza, a 110,000 square foot retail center, is approved.

Green Valley 3 Apartments is a proposed project consisting of a 185-unit apartment building divided into three attached wings. The project is still under review and currently in the public hearing phase of entitlement

Vacaville

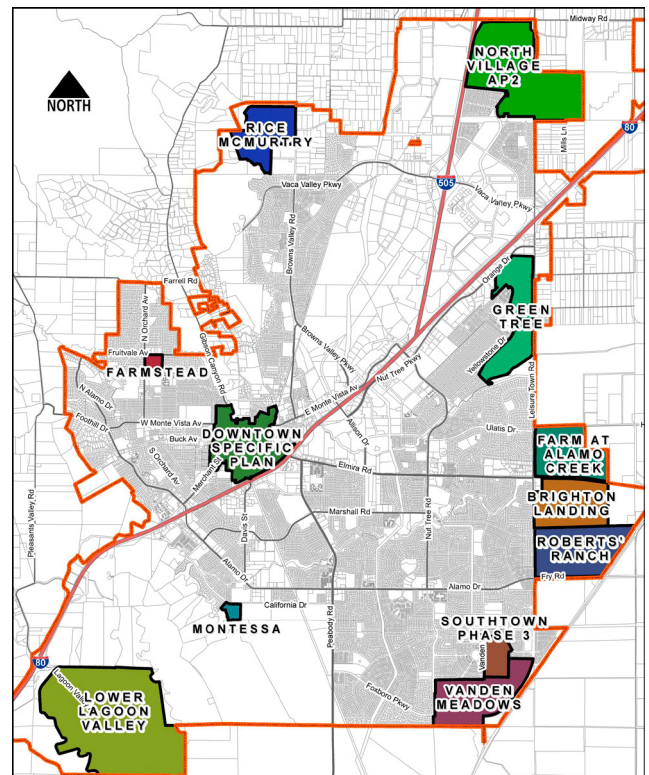
The city of Vacaville has multiple major residential development projects under construction and in its pipeline.

Projects Approved

Greentree	1,149 units
Lower Lagoon Valley mixed use	1,025 residential units 871,200 square feet of commercial
North Village	2,599 units
The Fields At Alamo Creek	329 single family and half-plex units

Projects Under Construction

Vanden Meadows Specific Plan	780 single family homes Many neighborhoods are complete but more are now underway
Roberts' Ranch	224 units 51 complete 510 not yet started
Farmstead	130 units



Major Development Projects, Vacaville

Solano County Economic Forecast

Vallejo

The city of Vallejo has recently approved Harbor Park which will augment the existing South Vallejo Complex with 120 apartments.

Mariner Cove is a 175 single family home project that is proposed on the Northern Waterfront of Vallejo. The project includes two parks and 22,000 square feet of commercial development. The project is now approved.

Fairview at Northgate is a mixed-use project with both a residential component and a 180,000 square foot commercial component, anchored by a Costco. The adjacent residential neighborhood consists of 178 single family units. The project was approved in 2022. A timeline for construction is not yet available.

New City in Solano County

A consortium of Silicon Valley Investors named Flannery Associates have purchased 140 properties in Solano County including the land on three sides of Travis Air Force Base. The land area totals 55,000 acres---or 86 square miles. The intent of the consortium is to build an entirely new city in Solano County, akin to the way Disney built Celebration in Florida, or Valencia was built by Newhall Land and Farming.

No major milestones regarding development are reported, but the area could spawn significant growth in the future of Solano County.



Fairview at Northgate

Solano County Economic Forecast

Economic Indicators

2015-2022 History, 2023-2050 Forecast

	Population (people)	Households (thousands)	Net Migration (people)	New Homes Permitted (homes)	Registered Vehicles (thousands)	Personal Income (billions)	Taxable Retail Sales (billions)	Total Taxable Sales (billions)	Real Industrial Production (billions)	Real per Capita Income (dollars)	Unemployment Rate (percent)	Real Farm Production (millions)	Inflation Rate (percent)
2015	435,902	145.9	2,616	1,368	402	\$19.1	\$4.7	\$7.0	\$8.5	\$55,664	6.1	\$449	2.6
2016	441,224	147.4	3,358	885	416	\$20.2	\$4.9	\$7.3	\$8.2	\$56,382	5.5	\$427	3.0
2017	445,721	148.6	2,664	759	420	\$21.0	\$5.1	\$7.7	\$8.3	\$56,182	4.8	\$433	3.2
2018	449,091	150.2	1,789	1,010	430	\$22.0	\$5.1	\$7.9	\$9.3	\$56,099	4.0	\$417	4.2
2019	451,701	151.2	1,166	1,135	439	\$23.5	\$5.2	\$8.2	\$13.2	\$57,708	3.8	\$413	3.2
2020	452,095	155.9	-1,098	1,697	437	\$26.5	\$5.4	\$8.3	\$13.9	\$63,922	9.8	\$390	1.7
2021	448,820	155.9	-4,240	1,247	441	\$29.6	\$6.3	\$9.7	\$15.0	\$69,554	7.1	\$430	3.4
2022	445,060	156.8	-4,647	1,450	429	\$29.7	\$6.6	\$10.4	\$14.3	\$66,802	4.2	\$391	5.6
2023	444,886	157.0	-1,103	1,278	432	\$31.3	\$6.6	\$10.5	\$14.4	\$67,828	4.5	\$387	3.8
2024	445,850	158.2	91	1,383	435	\$32.9	\$6.8	\$10.6	\$14.3	\$68,940	4.7	\$386	3.3
2025	446,421	159.5	-237	2,141	437	\$34.4	\$7.3	\$11.1	\$14.3	\$69,823	4.7	\$381	3.0
2026	447,998	161.5	834	1,830	438	\$35.8	\$7.9	\$11.9	\$14.5	\$70,435	4.6	\$376	2.7
2027	449,992	163.1	1,337	1,837	440	\$37.1	\$8.4	\$12.7	\$14.9	\$71,049	4.5	\$375	2.4
2028	452,468	164.8	1,845	1,437	442	\$38.4	\$9.0	\$13.6	\$15.1	\$71,482	4.6	\$378	2.4
2029	455,649	166.2	2,599	1,387	444	\$39.7	\$9.5	\$14.4	\$14.8	\$71,711	4.7	\$371	2.4
2030	459,009	167.4	2,871	1,275	446	\$41.1	\$10.0	\$15.2	\$14.8	\$71,839	4.7	\$370	2.5
2031	462,563	168.6	3,156	1,246	449	\$42.5	\$10.5	\$16.0	\$15.0	\$71,980	4.7	\$368	2.4
2032	466,135	169.8	3,244	1,237	452	\$43.8	\$10.9	\$16.8	\$14.8	\$71,867	4.6	\$366	2.5
2033	469,016	170.9	2,659	1,119	455	\$45.2	\$11.4	\$17.5	\$15.1	\$72,062	4.6	\$365	2.2
2034	471,257	172.0	2,131	1,117	458	\$46.7	\$11.8	\$18.2	\$15.2	\$72,375	4.7	\$365	2.4
2035	473,200	173.0	1,927	1,120	460	\$48.2	\$12.3	\$18.9	\$15.2	\$72,625	4.8	\$365	2.5
2036	474,684	174.0	1,561	1,092	463	\$49.8	\$12.6	\$19.6	\$15.3	\$72,784	4.9	\$365	2.8
2037	475,966	175.0	1,444	1,055	465	\$51.5	\$13.0	\$20.2	\$15.5	\$72,953	5.0	\$365	2.9
2038	477,136	176.0	1,416	1,032	467	\$53.2	\$13.3	\$20.7	\$15.6	\$73,235	5.1	\$364	2.7
2039	478,245	177.0	1,421	1,014	468	\$55.0	\$13.7	\$21.3	\$15.7	\$73,367	5.0	\$364	2.9
2040	479,289	177.9	1,434	997	470	\$56.9	\$14.0	\$21.9	\$15.8	\$73,614	5.2	\$364	2.8
2041	480,778	178.8	1,962	981	471	\$58.7	\$14.4	\$22.4	\$15.9	\$73,931	5.2	\$364	2.5
2042	482,676	179.7	2,420	992	473	\$60.6	\$14.9	\$23.0	\$15.9	\$74,249	5.1	\$364	2.4
2043	484,863	180.6	2,753	999	475	\$62.5	\$15.4	\$23.8	\$15.9	\$74,522	5.2	\$364	2.3
2044	487,030	181.6	2,778	999	477	\$64.3	\$16.0	\$24.6	\$16.0	\$74,845	5.2	\$364	2.1
2045	489,071	182.5	2,692	983	478	\$66.3	\$16.6	\$25.6	\$16.0	\$75,123	5.2	\$363	2.2
2046	490,951	183.4	2,562	961	480	\$68.2	\$17.1	\$26.5	\$16.1	\$75,354	5.3	\$363	2.3
2047	492,764	184.3	2,523	936	482	\$70.3	\$17.8	\$27.5	\$16.2	\$75,512	5.3	\$363	2.5
2048	494,556	185.1	2,518	917	484	\$72.5	\$18.4	\$28.4	\$16.3	\$75,628	5.3	\$363	2.5
2049	496,328	186.0	2,528	900	486	\$74.6	\$19.1	\$29.5	\$16.3	\$75,861	5.3	\$363	2.3
2050	498,072	186.8	2,539	883	488	\$76.8	\$19.8	\$30.6	\$16.4	\$76,045	5.3	\$362	2.4

Employment Sectors

2015-2022 History, 2023-2050 Forecast

	Total Wage & Salary	Farm	Construction	Manufacturing	Transportation & Utilities	Wholesale & Retail Trade	Financial Activities	Professional Services	Information	Health & Education	Leisure	Government
	(thousands of jobs)											
2015	132.8	1.8	9.1	10.1	4.3	22.8	4.9	9.5	1.1	25.2	14.8	24.8
2016	136.3	1.8	10.3	10.1	4.5	22.7	5.1	9.2	1.1	26.6	15.1	25.2
2017	138.6	1.7	10.4	10.6	4.5	22.9	5.1	9.5	1.1	27.7	15.2	25.0
2018	142.0	1.7	11.2	10.9	4.8	23.1	5.2	10.1	1.1	28.4	15.6	24.9
2019	143.4	1.5	12.3	11.1	4.8	22.2	5.1	10.2	1.2	29.0	16.1	24.8
2020	132.8	1.5	11.1	10.9	4.9	20.8	5.0	9.7	0.8	27.9	12.3	23.4
2021	136.1	1.6	11.6	10.9	5.3	21.5	4.8	10.4	0.9	27.6	13.9	23.0
2022	141.4	1.7	12.3	11.2	5.4	21.7	4.8	10.9	0.9	28.6	15.7	23.5
2023	144.7	1.5	12.2	11.2	5.6	21.8	4.8	10.9	0.9	29.7	16.9	24.2
2024	146.9	1.5	12.7	11.2	5.7	21.7	4.8	11.2	0.9	30.8	17.5	23.9
2025	148.3	1.5	12.9	11.3	5.6	21.9	4.8	11.5	0.9	31.8	17.4	23.7
2026	149.8	1.5	12.7	11.2	5.7	22.1	4.8	11.7	0.9	33.3	17.5	23.5
2027	151.8	1.5	12.5	11.2	5.8	22.2	4.9	12.2	0.9	34.9	17.6	23.5
2028	153.5	1.5	12.3	11.2	5.9	22.3	4.9	12.3	0.9	36.5	17.5	23.5
2029	155.4	1.5	12.2	11.2	5.9	22.4	4.9	12.3	1.0	38.2	17.6	23.5
2030	157.3	1.5	12.2	11.2	6.0	22.5	5.0	12.4	1.0	39.8	17.6	23.6
2031	159.1	1.5	12.1	11.2	6.0	22.5	5.0	12.4	1.0	41.4	17.6	23.6
2032	160.8	1.5	12.1	11.2	6.1	22.6	5.0	12.5	1.0	42.9	17.6	23.7
2033	162.6	1.5	12.1	11.2	6.1	22.6	5.0	12.5	1.0	44.5	17.6	23.7
2034	164.2	1.5	12.0	11.2	6.2	22.7	5.0	12.6	1.0	46.0	17.7	23.8
2035	165.7	1.5	11.9	11.2	6.2	22.7	5.0	12.6	1.0	47.4	17.7	23.8
2036	167.2	1.5	11.8	11.2	6.2	22.7	5.1	12.6	1.0	48.8	17.7	23.8
2037	168.8	1.5	11.8	11.2	6.3	22.7	5.1	12.7	1.0	50.3	17.7	23.9
2038	170.4	1.5	11.7	11.2	6.3	22.7	5.1	12.7	1.0	51.8	17.8	24.0
2039	171.9	1.5	11.6	11.2	6.3	22.6	5.1	12.7	1.0	53.2	17.8	24.0
2040	173.3	1.4	11.6	11.2	6.4	22.6	5.1	12.7	1.0	54.5	17.9	24.0
2041	174.8	1.4	11.5	11.2	6.4	22.6	5.1	12.8	1.0	55.9	17.9	24.1
2042	176.3	1.4	11.5	11.2	6.4	22.6	5.2	12.8	1.0	57.2	18.0	24.1
2043	177.8	1.4	11.4	11.3	6.5	22.7	5.2	12.8	1.0	58.6	18.0	24.2
2044	179.3	1.4	11.4	11.3	6.5	22.7	5.2	12.8	1.0	59.8	18.1	24.2
2045	180.7	1.4	11.3	11.3	6.5	22.8	5.2	12.9	1.0	61.1	18.1	24.2
2046	182.0	1.4	11.2	11.3	6.6	22.8	5.2	12.9	1.0	62.3	18.1	24.3
2047	183.3	1.4	11.2	11.3	6.6	22.8	5.3	12.9	1.0	63.5	18.1	24.3
2048	184.6	1.4	11.1	11.3	6.6	22.9	5.3	12.9	1.0	64.8	18.1	24.3
2049	185.9	1.4	11.1	11.3	6.6	22.9	5.3	12.9	1.0	66.0	18.1	24.4
2050	187.2	1.4	11.0	11.3	6.6	23.0	5.3	12.9	1.0	67.2	18.2	24.4

Solano County Economic Forecast

Socioeconomic Indicators

